









Philips Ordering Guide Reference Chart



| Device | Mounting Kit | Mounting Platform | Restrictions | Add-Ons |
|---|---|--|--|--|
|  <p data-bbox="226 992 537 1062">Philips IntelliVue MX700 20.9 lbs (9.5 kg)*</p> |  <p data-bbox="684 841 957 927">N/A (Philips supplied Tabletop Mounts)</p> |  <p data-bbox="1100 878 1205 902">AHM-053</p> | <p data-bbox="1461 805 1507 829">N/A</p> |  <p data-bbox="1724 428 1923 453">Philips IntelliVue X2</p>  <p data-bbox="1675 618 1969 675">Multi-Measurement Module (MMS)</p>  <p data-bbox="1738 870 1892 894">FMS-4 Module</p>  <p data-bbox="1759 1097 1885 1122">FMS Module</p>  <p data-bbox="1692 1317 1944 1341">Cable and Patient Leads</p> |

*Weight provided to help approximate mounting capacity. For reference only.

Philips Ordering Guide Reference Chart




| Device | Mounting Kit | Mounting Platform | Restrictions | Add-Ons |
|--|--|---|---|---------|
|  <p>Philips IntelliVue X2 2 lbs (0.45 kg)*</p> | N/A (Mounts to the back of the MX700) | N/A | N/A | N/A |
|  <p>Multi-Measurement Module (MMS) 1.4 lbs (0.65 kg)*</p> | N/A (Mounts to the back of the MX700) | N/A | N/A | N/A |
|  <p>FMS-4 Module 2.4 lbs (1.1 kg)*</p> <p>FMS Module 7.7 lbs (3.5 kg)*</p> |  <p>N/A (Clamp from Philips)</p> |  <p>AHM-053</p> | Clamps below with primary device on AHM | N/A |

*Weight provided to help approximate mounting capacity. For reference only.

Philips Ordering Guide Reference Chart



| Device | Mounting Kit | Mounting Platform | Restrictions | Add-Ons |
|--|--|--|---|---------|
|  <p>Cable and Patient Leads</p> |  <p>CRDHLDR2</p> |  <p>AHM-053</p> | Mounts below with primary device on AHM | N/A |
| |  <p>101004-MON-BB</p> | N/A | Mounts on MRS rail with AHM | N/A |

*Weight provided to help approximate mounting capacity. For reference only.