



# GE Healthcare Ordering Guide Reference Chart











Device	Mounting Kit	Mounting Platform	Restrictions	Add-Ons
 <p><b>Carescape B850</b> 16.5 lbs (7.5 kg)*</p>	<p>N/A (The B850 has a standard VESA mounting pattern)</p>	 <p>AHM-057</p>	<p>N/A</p>	 <p>F5 Module Frame</p>  <p>PRN50</p>  <p>C1 CPU</p>
		 <p>SSM-057</p>	<p>N/A</p>	 <p>Cuffs and Patient Leads</p>  <p>GE Unity</p>  <p>GE PDM</p>

\*Weight provided to help approximate mounting capacity. For reference only.

# GE Healthcare Ordering Guide Reference Chart








Device	Mounting Kit	Mounting Platform	Restrictions	Add-Ons
 <p><b>F5 Module Frame</b> 3.5 lbs (1.6 kg)*</p>	 <p>GE-CSPF5-HNG-00 2.5 lbs (1.13 kg)*</p>	 <p>AHM-057</p>	Mounts below with primary device on AHM/SSM	N/A
 <p><b>PRN50</b> 5.7 lbs (2.6 kg)*</p>	 <p>GE-F5PRN50-MNT-00 0.5 lbs (0.22 kg)*</p>	 <p>GE-CSPF5-HNG-00</p>	Mounts to the back of GE-CSPF5-HNG-00	N/A
 <p><b>C1 CPU</b> 16.6 lbs (7.5 kg)*</p>	N/A (The C1 CPU has a mounting plate built into the bottom)	 <p>GE-8000-MON</p>	N/A	N/A
 <p><b>Cuffs and Patient Leads</b></p>	N/A	 <p>100609-MON-BB</p>	N/A	N/A

\*Weight provided to help approximate mounting capacity. For reference only.

# GE Healthcare Ordering Guide Reference Chart



Device	Mounting Kit	Mounting Platform	Restrictions	Add-Ons
 <p><b>GE Unity</b> 2.4 lbs (1.1 kg)*</p>	 <p>GE-UNITY-PLT-00 0.28 lbs (0.12 kg)*</p>	 <p>GE-8000-MON-00</p>	N/A	N/A
 <p><b>GE PDM</b> 2.8 lbs (1.3 kg)*</p>	N/A (The GE PDM mounts to the side of the F5 Module Frame)	 <p>F5 Module Frame</p>	N/A	N/A

\*Weight provided to help approximate mounting capacity. For reference only.