








# GE Healthcare Ordering Guide Reference Chart









Device	Mounting Kit	Mounting Platform	Restrictions	Add-Ons
 <p data-bbox="279 873 489 943">Carescape B650 21.6 lbs (9.8 kg)*</p>	<p data-bbox="678 675 978 797">N/A (The Carescape B650 has a 0 head compatible plate built into the bottom)</p>	 <p data-bbox="1100 443 1207 467">AHM-050</p>	<p data-bbox="1461 391 1507 415">N/A</p>	 <p data-bbox="1692 626 1944 651">Cuffs and Patient Leads</p>  <p data-bbox="1770 821 1866 846">GE Unity</p>  <p data-bbox="1780 979 1871 1003">GE PDM</p>
		 <p data-bbox="1104 756 1199 781">SSM-050</p>	<p data-bbox="1461 724 1507 748">N/A</p>	
		 <p data-bbox="1062 1130 1241 1154">TTM-05-450-A00</p>	<p data-bbox="1461 1057 1507 1081">N/A</p>	

\*Weight provided to help approximate mounting capacity. For reference only.

# GE Healthcare Ordering Guide Reference Chart



Device	Mounting Kit	Mounting Platform	Restrictions	Add-Ons
 <p><b>Cuffs and Patient Leads</b></p>	N/A	 <p>100609-MON-BB</p>	Mounts on MRS rail with AHM/SSM	N/A
 <p><b>GE Unity</b> 2.4 lbs (1.1 kg)*</p>	 <p>GE-UNITY-PLT-00 0.28 lbs (0.12 kg)*</p>	 <p>GE-8000-MON-00</p>	Mounts on MRS rail with AHM/SSM	N/A
 <p><b>GE PDM</b> 2.8 lbs (1.3 kg)*</p>	N/A	N/A	Mounts beside the monitor	N/A

\*Weight provided to help approximate mounting capacity. For reference only.