

Installation and Adjustment Instructions

Powered Cart with Standard Interface

(Automatic Height Adjustment)



Quick Setup

Medical Facility Responsibility

WARNING: This Quick-Guide is not a replacement for the full manual. It is the responsibility of the end user to ensure all aspects of the installation are covered by following the full manual.

NOTE: Inspect cart integrity prior to beginning setup.

1. First Time Initializing:

Briefly plug cart into power outlet. The AC Power Indicator should illuminate (may take up to 30 seconds).

After initializing the cart, the two arrow buttons (**Figure 1**) will begin to flash, indicating that the user must set the cart's "Home" (lowest) position.

2. Setting Home Position:

1. Hold the Down arrow to lower the cart's worksurface until only the Down arrow is flashing.
2. Release the Down arrow and reverse direction to raise worksurface to desired position.

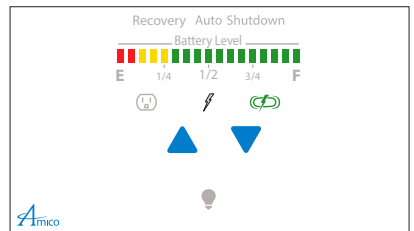


Figure 1

For power system software download, please visit <http://www.amico.com/hummingbird-power-system>

Amico Accessories Inc. 122 East Beaver Creek Road, Richmond Hill, ON L4B 1G6, Canada
Toll Free Tel: 1.877.264.2697 | Tel: 905.763.7778 | Fax: 905.763.8587

www.amico.com

Installation and Adjustment Instructions

Powered Cart with Standard Interface

(Manual Height Adjustment)



Quick Setup

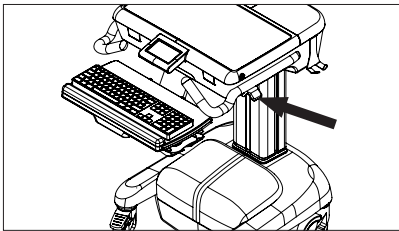
Medical Facility Responsibility

WARNING: This Quick-Guide is not a replacement for the full manual. It is the responsibility of the end user to ensure all aspects of the installation are covered by following the full manual.

NOTE: Inspect cart integrity prior to beginning setup.

First Time Initializing:

Briefly plug cart into power outlet. The AC Power Indicator should illuminate (may take up to 30 seconds).



Manual Height Adjustment

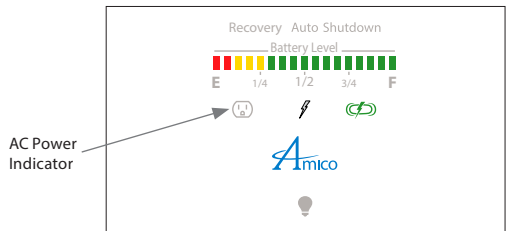


Figure 1

For power system software download, please visit <http://www.amico.com/hummingbird-power-system>

Amico Accessories Inc. 122 East Beaver Creek Road, Richmond Hill, ON L4B 1G6, Canada
Toll Free Tel: 1.877.264.2697 | Tel: 905.763.7778 | Fax: 905.763.8587

www.amico.com